



Location: MA1e - International Finance Centre (Eastern Wing)

Report on 24-hour TSP monitoring
Action Level ($\mu\text{g}/\text{m}^3$) - 173.4
Limit Level ($\mu\text{g}/\text{m}^3$) - 260

| Date | Sampling Time | Weather Condition | Filter paper no. | Filter Weight, g | | Elapse Time, hr | | Sampling Time, hr | Flow Rate, m^3/min | | | Total Volume, m^3 | TSP Level, $\mu\text{g}/\text{m}^3$ |
|-----------|---------------|-------------------|------------------|------------------|--------|-----------------|---------|-------------------|------------------------------------|-----------------|---------|----------------------------|-------------------------------------|
| | | | | Initial | Final | Initial | Final | | Initial, Q_{si} | Final, Q_{sf} | Average | | |
| 27-Jul-12 | 8:00 | Cloudy | 003252 | 2.8090 | 2.8980 | 8990.35 | 9014.35 | 24.00 | 1.30 | 1.30 | 1.30 | 1872 | 48 |
| 2-Aug-12 | 8:00 | Fine | 002946 | 2.7773 | 3.0613 | 9017.35 | 9041.35 | 24.00 | 1.29 | 1.29 | 1.29 | 1858 | 153 |
| 8-Aug-12 | 8:00 | Fine | 003689 | 2.7324 | 2.9334 | 9044.35 | 9068.35 | 24.00 | 1.29 | 1.29 | 1.29 | 1859 | 108 |
| 14-Aug-12 | 8:00 | Fine | 003618 | 2.8671 | 2.9469 | 9071.34 | 9095.37 | 24.03 | 1.24 | 1.23 | 1.24 | 1782 | 45 |
| 20-Aug-12 | 8:00 | Sunny | 003859 | 2.7170 | 2.8640 | 9098.34 | 9122.34 | 24.00 | 1.21 | 1.21 | 1.21 | 1742 | 84 |
| 25-Aug-12 | 8:00 | Fine | 003262 | 2.7736 | 3.0279 | 9125.34 | 9149.34 | 24.00 | 1.21 | 1.21 | 1.21 | 1742 | 146 |

Report on 1-hour TSP monitoring
Action Level ($\mu\text{g}/\text{m}^3$) - 325.1
Limit Level ($\mu\text{g}/\text{m}^3$) - 500

| Date | Sampling Time | Weather Condition | Filter paper no. | Filter Weight, g | | Elapse Time, hr | | Sampling Time, hr | Flow Rate, m^3/min | | | Total Volume, m^3 | TSP Level, $\mu\text{g}/\text{m}^3$ |
|-----------|---------------|-------------------|------------------|------------------|--------|-----------------|---------|-------------------|------------------------------------|-----------------|---------|----------------------------|-------------------------------------|
| | | | | Initial | Final | Initial | Final | | Initial, Q_{si} | Final, Q_{sf} | Average | | |
| 28-Jul-12 | 8:15 | Fine | 002949 | 2.7667 | 2.7744 | 9014.35 | 9015.35 | 1.00 | 1.30 | 1.30 | 1.30 | 78 | 99 |
| 28-Jul-12 | 9:18 | Fine | 002960 | 2.7599 | 2.7677 | 9015.35 | 9016.35 | 1.00 | 1.30 | 1.30 | 1.30 | 78 | 100 |
| 28-Jul-12 | 10:22 | Fine | 002962 | 2.7541 | 2.7615 | 9016.35 | 9017.35 | 1.00 | 1.30 | 1.30 | 1.30 | 78 | 95 |
| 3-Aug-12 | 8:25 | Fine | 002951 | 2.7347 | 2.7537 | 9041.35 | 9042.35 | 1.00 | 1.29 | 1.29 | 1.29 | 77 | 245 |
| 3-Aug-12 | 9:28 | Fine | 002933 | 2.7744 | 2.7908 | 9042.35 | 9043.35 | 1.00 | 1.29 | 1.29 | 1.29 | 77 | 212 |
| 3-Aug-12 | 10:33 | Fine | 002935 | 2.7837 | 2.8018 | 9043.35 | 9044.35 | 1.00 | 1.29 | 1.29 | 1.29 | 77 | 234 |
| 9-Aug-12 | 13:00 | Fine | 003866 | 2.6861 | 2.7008 | 9068.34 | 9069.34 | 1.00 | 1.27 | 1.27 | 1.27 | 76 | 193 |
| 9-Aug-12 | 14:05 | Fine | 003868 | 2.6843 | 2.6970 | 9069.35 | 9070.35 | 1.00 | 1.25 | 1.25 | 1.25 | 75 | 169 |
| 9-Aug-12 | 15:10 | Fine | 003640 | 2.7178 | 2.7280 | 9070.35 | 9071.35 | 1.00 | 1.25 | 1.25 | 1.25 | 75 | 136 |
| 15-Aug-12 | 8:00 | Fine | 003862 | 2.7010 | 2.7071 | 9095.34 | 9096.34 | 1.00 | 1.23 | 1.23 | 1.23 | 74 | 82 |
| 15-Aug-12 | 9:10 | Fine | 003861 | 2.6925 | 2.6993 | 9096.34 | 9097.34 | 1.00 | 1.23 | 1.23 | 1.23 | 74 | 92 |
| 15-Aug-12 | 10:10 | Fine | 003860 | 2.6892 | 2.6966 | 9097.34 | 9098.34 | 1.00 | 1.23 | 1.23 | 1.23 | 74 | 100 |
| 21-Aug-12 | 8:00 | Sunny | 003264 | 2.7629 | 2.7745 | 9122.34 | 9123.34 | 1.00 | 1.24 | 1.24 | 1.24 | 74 | 156 |
| 21-Aug-12 | 9:00 | Sunny | 003265 | 2.7518 | 2.7570 | 9123.34 | 9124.34 | 1.00 | 1.33 | 1.33 | 1.33 | 80 | 65 |
| 21-Aug-12 | 10:00 | Sunny | 003266 | 2.7499 | 2.7594 | 9124.34 | 9125.34 | 1.00 | 1.19 | 1.19 | 1.19 | 72 | 133 |
| 27-Aug-12 | 8:45 | Fine | 003682 | 2.7474 | 2.7566 | 9150.34 | 9151.34 | 1.00 | 1.19 | 1.19 | 1.19 | 71 | 129 |
| 27-Aug-12 | 9:48 | Fine | 003664 | 2.7448 | 2.7584 | 9151.34 | 9152.34 | 1.00 | 1.19 | 1.19 | 1.19 | 71 | 191 |
| 27-Aug-12 | 10:50 | Fine | 003388 | 2.7666 | 2.7756 | 9153.32 | 9154.32 | 1.00 | 1.19 | 1.19 | 1.19 | 71 | 126 |



Location: MA1w - International Finance Centre (Western Wing)

Report on 24-hour TSP monitoring

Action Level ($\mu\text{g}/\text{m}^3$) - 173.4

Limit Level ($\mu\text{g}/\text{m}^3$) - 260

| Date | Sampling Time | Weather Condition | Filter paper no. | Filter Weight, g | | Elapse Time, hr | | Sampling Time, hr | Flow Rate, m^3/min | | | Total Volume, m^3 | TSP Level, $\mu\text{g}/\text{m}^3$ |
|-----------|---------------|-------------------|------------------|------------------|--------|-----------------|----------|-------------------|------------------------------------|-----------------|---------|----------------------------|-------------------------------------|
| | | | | Initial | Final | Initial | Final | | Initial, Q_{si} | Final, Q_{sf} | Average | | |
| 28-Jul-12 | 11:40 | Fine | 002950 | 2.7611 | 2.8543 | 12111.05 | 12135.05 | 24.00 | 1.34 | 1.33 | 1.34 | 1930 | 48 |
| 2-Aug-12 | 8:00 | Fine | 002931 | 2.7685 | 3.0789 | 12135.05 | 12159.05 | 24.00 | 1.35 | 1.58 | 1.47 | 2117 | 147 |
| 8-Aug-12 | 8:00 | Fine | 003688 | 2.7388 | 2.9708 | 12162.05 | 12186.05 | 24.00 | 1.58 | 1.58 | 1.58 | 2281 | 102 |
| 14-Aug-12 | 8:00 | Fine | 003619 | 2.8893 | 2.9940 | 12289.06 | 12313.06 | 24.00 | 1.60 | 1.30 | 1.45 | 2089 | 50 |
| 20-Aug-12 | 8:00 | Sunny | 003863 | 2.7090 | 2.8490 | 12216.06 | 12240.06 | 24.00 | 1.30 | 1.30 | 1.30 | 1872 | 75 |
| 25-Aug-12 | 8:00 | Fine | 003863 | 2.7090 | 2.8490 | 12243.06 | 12267.06 | 24.00 | 1.32 | 1.32 | 1.32 | 1901 | 74 |

* Due to lack of electricity supply, the 24 hr-TSP was rescheduled from 27 Jul 12 to 28 Jul 12

Report on 1-hour TSP monitoring

Action Level ($\mu\text{g}/\text{m}^3$) - 325.1

Limit Level ($\mu\text{g}/\text{m}^3$) - 500

| Date | Sampling Time | Weather Condition | Filter paper no. | Filter Weight, g | | Elapse Time, hr | | Sampling Time, hr | Flow Rate, m^3/min | | | Total Volume, m^3 | TSP Level, $\mu\text{g}/\text{m}^3$ |
|-----------|---------------|-------------------|------------------|------------------|--------|-----------------|----------|-------------------|------------------------------------|-----------------|---------|----------------------------|-------------------------------------|
| | | | | Initial | Final | Initial | Final | | Initial, Q_{si} | Final, Q_{sf} | Average | | |
| 28-Jul-12 | 8:20 | Fine | 003341 | 2.7513 | 2.7617 | 12108.05 | 12109.05 | 1.00 | 1.32 | 1.32 | 1.32 | 79 | 132 |
| 28-Jul-12 | 9:23 | Fine | 002961 | 2.7545 | 2.7627 | 12109.05 | 12110.05 | 1.00 | 1.32 | 1.32 | 1.32 | 79 | 104 |
| 28-Jul-12 | 10:30 | Fine | 002963 | 2.7540 | 2.7599 | 12110.05 | 12111.05 | 1.00 | 1.32 | 1.32 | 1.32 | 79 | 75 |
| 3-Aug-12 | 8:35 | Fine | 002932 | 2.7690 | 2.7912 | 12159.05 | 12160.05 | 1.00 | 1.58 | 1.58 | 1.58 | 95 | 234 |
| 3-Aug-12 | 9:38 | Fine | 002934 | 2.7841 | 2.8042 | 12160.05 | 12161.05 | 1.00 | 1.58 | 1.58 | 1.58 | 95 | 212 |
| 3-Aug-12 | 10:45 | Fine | 003690 | 2.7480 | 2.7671 | 12161.05 | 12162.05 | 1.00 | 1.58 | 1.58 | 1.58 | 95 | 201 |
| 9-Aug-12 | 13:10 | Fine | 003637 | 2.7115 | 2.7281 | 12186.05 | 12187.05 | 1.00 | 1.35 | 1.35 | 1.35 | 81 | 205 |
| 9-Aug-12 | 14:10 | Fine | 003867 | 2.6865 | 2.6964 | 12187.06 | 12188.06 | 1.00 | 1.35 | 1.35 | 1.35 | 81 | 122 |
| 9-Aug-12 | 15:19 | Fine | 003869 | 2.7403 | 2.7561 | 12188.06 | 12189.06 | 1.00 | 1.27 | 1.27 | 1.27 | 76 | 207 |
| 15-Aug-12 | 8:00 | Fine | 003864 | 2.6983 | 2.7054 | 12313.06 | 12314.06 | 1.00 | 1.34 | 1.34 | 1.34 | 80 | 88 |
| 15-Aug-12 | 9:00 | Fine | 003865 | 2.6963 | 2.7022 | 12314.06 | 12315.06 | 1.00 | 1.34 | 1.34 | 1.34 | 80 | 73 |
| 15-Aug-12 | 10:00 | Fine | 003636 | 2.7178 | 2.7235 | 12315.06 | 12316.06 | 1.00 | 1.34 | 1.34 | 1.34 | 80 | 71 |
| 21-Aug-12 | 8:00 | Sunny | 003267 | 2.7553 | 2.7658 | 12240.06 | 12241.06 | 1.00 | 1.62 | 1.62 | 1.62 | 97 | 108 |
| 21-Aug-12 | 9:00 | Sunny | 003268 | 2.7598 | 2.7688 | 12241.06 | 12242.06 | 1.00 | 1.34 | 1.34 | 1.34 | 81 | 112 |
| 21-Aug-12 | 10:00 | Sunny | 003269 | 2.7841 | 2.7950 | 12242.06 | 12243.06 | 1.00 | 1.58 | 1.58 | 1.58 | 95 | 115 |
| 27-Aug-12 | 8:50 | Fine | 003683 | 2.7675 | 2.7758 | 12268.08 | 12269.08 | 1.00 | 1.30 | 1.30 | 1.30 | 78 | 106 |
| 27-Aug-12 | 9:53 | Fine | 003685 | 2.7378 | 2.7465 | 12269.08 | 12270.09 | 1.01 | 1.30 | 1.30 | 1.30 | 79 | 110 |
| 27-Aug-12 | 10:55 | Fine | 003389 | 2.7682 | 2.7779 | 12270.08 | 12271.08 | 1.00 | 1.30 | 1.30 | 1.30 | 78 | 124 |



Location: CMA1b - Oil St Community Liaison Centre

Report on 24-hour TSP monitoring

Action Level ($\mu\text{g}/\text{m}^3$) - 176.7

Limit Level ($\mu\text{g}/\text{m}^3$) - 260

| Date | Sampling Time | Weather Condition | Filter paper no. | Filter Weight, g | | Elapse Time, hr | | Sampling Time, hr | Flow Rate, m ³ /min | | | Total Volume, m ³ | TSP Level, $\mu\text{g}/\text{m}^3$ |
|-----------|---------------|-------------------|------------------|------------------|--------|-----------------|---------|-------------------|--------------------------------|------------------------|---------|------------------------------|-------------------------------------|
| | | | | Initial | Final | Initial | Final | | Initial, Q _{si} | Final, Q _{sf} | Average | | |
| 31-Jul-12 | 13:55 | Haze | 003694 | 2.7513 | 2.8666 | 1399.69 | 1423.69 | 24.00 | 1.18 | 1.18 | 1.18 | 1699 | 68 |
| 2-Aug-12 | 13:55 | Fine | 003679 | 2.7631 | 3.0047 | 1418.69 | 1442.69 | 24.00 | 1.18 | 1.18 | 1.18 | 1699 | 142 |
| 8-Aug-12 | 13:55 | Fine | 003674 | 2.7420 | 2.9486 | 1445.69 | 1469.69 | 24.00 | 1.23 | 1.23 | 1.23 | 1768 | 117 |
| 14-Aug-12 | 8:00 | Fine | 003644 | 2.7240 | 2.8372 | 1472.69 | 1496.68 | 23.99 | 1.15 | 1.15 | 1.15 | 1655 | 68 |
| 21-Aug-12 | 8:00 | Sunny | 003492 | 2.8223 | 2.9067 | 1508.65 | 1532.65 | 24.00 | 1.20 | 1.20 | 1.20 | 1728 | 49 |
| 25-Aug-12 | 8:00 | Fine | 003373 | 2.7670 | 2.9231 | 1532.65 | 1556.65 | 24.00 | 1.19 | 1.19 | 1.19 | 1714 | 91 |

* Due to lack of electricity supply, the 24 hr-TSP was rescheduled from 27 Jul and 20 Aug 12 to 31 Jul and 21 Aug 12

Report on 1-hour TSP monitoring

Action Level ($\mu\text{g}/\text{m}^3$) - 320.1

Limit Level ($\mu\text{g}/\text{m}^3$) - 500

| Date | Sampling Time | Weather Condition | Filter paper no. | Filter Weight, g | | Elapse Time, hr | | Sampling Time, hr | Flow Rate, m ³ /min | | | Total Volume, m ³ | TSP Level, $\mu\text{g}/\text{m}^3$ |
|-----------|---------------|-------------------|------------------|------------------|--------|-----------------|---------|-------------------|--------------------------------|------------------------|---------|------------------------------|-------------------------------------|
| | | | | Initial | Final | Initial | Final | | Initial, Q _{si} | Final, Q _{sf} | Average | | |
| 28-Jul-12 | 8:00 | Fine | 002497 | 2.7316 | 2.7445 | 1387.95 | 1388.95 | 1.00 | 1.19 | 1.19 | 1.19 | 71 | 181 |
| 28-Jul-12 | 9:20 | Fine | 003344 | 2.7454 | 2.7517 | 1388.95 | 1389.95 | 1.00 | 1.19 | 1.19 | 1.19 | 71 | 88 |
| 28-Jul-12 | 10:22 | Fine | 003346 | 2.7556 | 2.7638 | 1389.95 | 1390.95 | 1.00 | 1.19 | 1.19 | 1.19 | 71 | 115 |
| 3-Aug-12 | 8:33 | Fine | 003678 | 2.7477 | 2.7685 | 1442.69 | 1443.69 | 1.00 | 1.18 | 1.18 | 1.18 | 71 | 294 |
| 3-Aug-12 | 9:40 | Fine | 003676 | 2.7438 | 2.7641 | 1443.69 | 1444.69 | 1.00 | 1.18 | 1.18 | 1.18 | 71 | 287 |
| 3-Aug-12 | 10:44 | Fine | 003675 | 2.7332 | 2.7527 | 1444.69 | 1445.69 | 1.00 | 1.18 | 1.18 | 1.18 | 71 | 275 |
| 9-Aug-12 | 10:50 | Fine | 003652 | 2.7268 | 2.7390 | 1469.69 | 1470.69 | 1.00 | 1.13 | 1.09 | 1.11 | 67 | 183 |
| 9-Aug-12 | 13:06 | Fine | 003642 | 2.7403 | 2.7515 | 1470.69 | 1471.69 | 1.00 | 1.04 | 0.99 | 1.02 | 61 | 183 |
| 9-Aug-12 | 14:10 | Fine | 003643 | 2.7224 | 2.7321 | 1471.69 | 1472.69 | 1.00 | 1.04 | 0.95 | 0.99 | 60 | 163 |
| 15-Aug-12 | 13:35 | Fine | 003645 | 2.7137 | 2.7204 | 1496.68 | 1497.68 | 1.00 | 1.15 | 1.15 | 1.15 | 69 | 97 |
| 15-Aug-12 | 14:42 | Fine | 003635 | 2.7164 | 2.7222 | 1497.68 | 1498.68 | 1.00 | 1.15 | 1.15 | 1.15 | 69 | 84 |
| 15-Aug-12 | 15:50 | Fine | 003203 | 2.7422 | 2.7510 | 1498.68 | 1499.68 | 1.00 | 1.17 | 1.17 | 1.17 | 70 | 125 |
| 21-Aug-12 | 8:17 | Sunny | 003481 | 2.8041 | 2.8101 | 1505.65 | 1506.65 | 1.00 | 1.10 | 1.10 | 1.10 | 66 | 91 |
| 21-Aug-12 | 9:23 | Sunny | 003484 | 2.8199 | 2.8239 | 1506.65 | 1507.65 | 1.00 | 1.20 | 1.20 | 1.20 | 72 | 56 |
| 21-Aug-12 | 10:26 | Sunny | 003487 | 2.7965 | 2.8000 | 1507.65 | 1508.65 | 1.00 | 1.24 | 1.20 | 1.22 | 73 | 48 |
| 27-Aug-12 | 8:40 | Fine | 003658 | 2.7283 | 2.7394 | 1556.65 | 1557.65 | 1.00 | 1.15 | 1.06 | 1.10 | 66 | 168 |
| 27-Aug-12 | 9:43 | Fine | 003648 | 2.7113 | 2.7233 | 1557.65 | 1558.65 | 1.00 | 1.10 | 1.06 | 1.08 | 65 | 185 |
| 27-Aug-12 | 10:46 | Fine | 003649 | 2.7400 | 2.7542 | 1558.65 | 1559.65 | 1.00 | 1.06 | 1.15 | 1.10 | 66 | 215 |

Location: CMA2a - Causeway Bay Community Centre

Report on 24-hour TSP monitoring
Action Level ($\mu\text{g}/\text{m}^3$) - 169.5
Limit Level ($\mu\text{g}/\text{m}^3$) - 260

| Date | Sampling Time | Weather Condition | Filter paper no. | Filter Weight, g | | Elapse Time, hr | | Sampling Time, hr | Flow Rate, m^3/min | | | Total Volume, m^3 | TSP Level, $\mu\text{g}/\text{m}^3$ |
|-----------|---------------|-------------------|------------------|------------------|--------|-----------------|----------|-------------------|------------------------------------|-----------------|---------|----------------------------|-------------------------------------|
| | | | | Initial | Final | Initial | Final | | Initial, Q_{si} | Final, Q_{sf} | Average | | |
| 28-Jul-12 | 8:00 | Fine | 003349 | 2.7675 | 2.8333 | 11101.59 | 11125.59 | 24.00 | 1.38 | 1.38 | 1.38 | 1987 | 33 |
| 10-Aug-12 | 8:00 | Fine | 003653 | 2.7210 | 2.8170 | 11158.64 | 11182.64 | 24.00 | 1.46 | 1.47 | 1.47 | 2111 | 45 |
| 14-Aug-12 | 8:00 | Fine | 003663 | 2.7195 | 2.8012 | 11185.64 | 11209.64 | 24.00 | 1.48 | 1.47 | 1.47 | 2122 | 39 |
| 20-Aug-12 | 8:00 | Sunny | 003204 | 2.7368 | 2.8470 | 11212.64 | 11236.64 | 24.00 | 1.38 | 1.38 | 1.38 | 1987 | 55 |
| 25-Aug-12 | 8:00 | Fine | 003491 | 2.7953 | 3.0217 | 11239.64 | 11263.64 | 24.00 | 1.43 | 1.43 | 1.43 | 2059 | 110 |

* Due to lack of electricity supply, the 24 hr-TSP was rescheduled from 27 Jul and 8 Aug to 28 Jul and 10 Aug 12

Report on 1-hour TSP monitoring
Action Level ($\mu\text{g}/\text{m}^3$) - 323.4
Limit Level ($\mu\text{g}/\text{m}^3$) - 500

| Date | Sampling Time | Weather Condition | Filter paper no. | Filter Weight, g | | Elapse Time, hr | | Sampling Time, hr | Flow Rate, m^3/min | | | Total Volume, m^3 | TSP Level, $\mu\text{g}/\text{m}^3$ |
|-----------|---------------|-------------------|------------------|------------------|--------|-----------------|----------|-------------------|------------------------------------|-----------------|---------|----------------------------|-------------------------------------|
| | | | | Initial | Final | Initial | Final | | Initial, Q_{si} | Final, Q_{sf} | Average | | |
| 28-Jul-12 | 8:00 | Fine | 002498 | 2.7354 | 2.7471 | 11098.59 | 11099.59 | 1.00 | 1.42 | 1.42 | 1.42 | 85 | 137 |
| 28-Jul-12 | 9:29 | Fine | 003345 | 2.7501 | 2.7588 | 11099.59 | 11100.59 | 1.00 | 1.42 | 1.42 | 1.42 | 85 | 102 |
| 28-Jul-12 | 10:31 | Fine | 003348 | 2.7648 | 2.7744 | 11100.59 | 11101.59 | 1.00 | 1.42 | 1.42 | 1.42 | 85 | 112 |
| 11-Aug-12 | 13:08 | Fine | 003877 | 2.7292 | 2.7373 | 11182.64 | 11183.64 | 1.00 | 1.47 | 1.47 | 1.47 | 88 | 92 |
| 11-Aug-12 | 14:12 | Fine | 003665 | 2.7413 | 2.7544 | 11183.64 | 11184.64 | 1.00 | 1.47 | 1.47 | 1.47 | 88 | 149 |
| 11-Aug-12 | 15:18 | Fine | 003664 | 2.7212 | 2.7329 | 11184.64 | 11185.64 | 1.00 | 1.47 | 1.47 | 1.47 | 88 | 133 |
| 15-Aug-12 | 11:00 | Fine | 003205 | 2.7433 | 2.7540 | 11209.64 | 11210.64 | 1.00 | 1.38 | 1.38 | 1.38 | 83 | 129 |
| 15-Aug-12 | 13:46 | Fine | 003207 | 2.7529 | 2.7625 | 11210.64 | 11211.64 | 1.00 | 1.45 | 1.47 | 1.46 | 88 | 110 |
| 15-Aug-12 | 14:58 | Fine | 003206 | 2.7460 | 2.7595 | 11211.64 | 11212.64 | 1.00 | 1.33 | 1.31 | 1.32 | 79 | 170 |
| 21-Aug-12 | 8:29 | Sunny | 003482 | 2.7965 | 2.8078 | 11236.64 | 11237.64 | 1.00 | 1.43 | 1.43 | 1.43 | 86 | 132 |
| 21-Aug-12 | 9:35 | Sunny | 003485 | 2.8055 | 2.8138 | 11237.64 | 11238.64 | 1.00 | 1.43 | 1.43 | 1.43 | 86 | 97 |
| 21-Aug-12 | 10:38 | Sunny | 003488 | 2.7992 | 2.8080 | 11238.64 | 11239.64 | 1.00 | 1.43 | 1.43 | 1.43 | 86 | 103 |
| 27-Aug-12 | 8:50 | Fine | 003201 | 2.7443 | 2.7663 | 11263.64 | 11264.64 | 1.00 | 1.47 | 1.47 | 1.47 | 88 | 249 |
| 27-Aug-12 | 9:53 | Fine | 003656 | 2.7349 | 2.7535 | 11264.64 | 11265.64 | 1.00 | 1.47 | 1.47 | 1.47 | 88 | 211 |
| 27-Aug-12 | 10:56 | Fine | 003646 | 2.7228 | 2.7453 | 11265.64 | 11266.64 | 1.00 | 1.47 | 1.47 | 1.47 | 88 | 255 |

* Due to lack of electricity supply, the 1 hr-TSP was rescheduled from 9 Aug to 11 Aug 12



Location: CMA3a - CWB PRE Site Office Area

Report on 24-hour TSP monitoring
 Action Level ($\mu\text{g}/\text{m}^3$) - 171
 Limit Level ($\mu\text{g}/\text{m}^3$) - 260

| Date | Sampling Time | Weather Condition | Filter paper no. | Filter Weight, g | | Elapse Time, hr | | Sampling Time, hr | Flow Rate, m^3/min | | | Total Volume, m^3 | TSP Level, $\mu\text{g}/\text{m}^3$ |
|-----------|---------------|-------------------|------------------|------------------|--------|-----------------|----------|-------------------|------------------------------------|-----------------|---------|----------------------------|-------------------------------------|
| | | | | Initial | Final | Initial | Final | | Initial, Q_{si} | Final, Q_{sf} | Average | | |
| 27-Jul-12 | 8:00 | Cloudy | 003343 | 2.7566 | 2.9087 | 11784.70 | 11808.70 | 24.00 | 1.43 | 1.43 | 1.43 | 2059 | 74 |
| 2-Aug-12 | 8:00 | Fine | 003210 | 2.7477 | 3.0794 | 11811.70 | 11835.70 | 24.00 | 1.42 | 1.42 | 1.42 | 2045 | 162 |
| 8-Aug-12 | 8:00 | Fine | 003666 | 2.7349 | 3.0686 | 11867.64 | 11891.64 | 24.00 | 1.61 | 1.47 | 1.54 | 2217 | 151 |
| 14-Aug-12 | 8:00 | Fine | 003847 | 2.7062 | 2.7707 | 11895.73 | 11919.73 | 24.00 | 1.51 | 1.51 | 1.51 | 2174 | 30 |
| 20-Aug-12 | 8:00 | Sunny | 003662 | 2.7320 | 2.8940 | 11922.73 | 11946.73 | 24.00 | 1.51 | 1.51 | 1.51 | 2174 | 75 |
| 25-Aug-12 | 8:00 | Fine | 003199 | 2.7414 | 3.0208 | 11949.73 | 11973.73 | 24.00 | 1.66 | 1.66 | 1.66 | 2390 | 117 |

Report on 1-hour TSP monitoring
 Action Level ($\mu\text{g}/\text{m}^3$) - 311.3
 Limit Level ($\mu\text{g}/\text{m}^3$) - 500

| Date | Sampling Time | Weather Condition | Filter paper no. | Filter Weight, g | | Elapse Time, hr | | Sampling Time, hr | Flow Rate, m^3/min | | | Total Volume, m^3 | TSP Level, $\mu\text{g}/\text{m}^3$ |
|-----------|---------------|-------------------|------------------|------------------|--------|-----------------|----------|-------------------|------------------------------------|-----------------|---------|----------------------------|-------------------------------------|
| | | | | Initial | Final | Initial | Final | | Initial, Q_{si} | Final, Q_{sf} | Average | | |
| 28-Jul-12 | 13:17 | Fine | 003350 | 2.7414 | 2.7552 | 11808.70 | 11809.70 | 1.00 | 1.48 | 1.48 | 1.48 | 89 | 156 |
| 28-Jul-12 | 14:21 | Fine | 003212 | 2.7444 | 2.7583 | 11809.70 | 11810.70 | 1.00 | 1.48 | 1.48 | 1.48 | 89 | 157 |
| 28-Jul-12 | 15:24 | Fine | 003211 | 2.7388 | 2.7556 | 11810.70 | 11811.70 | 1.00 | 1.48 | 1.48 | 1.48 | 89 | 190 |
| 3-Aug-12 | 13:00 | Fine | 003673 | 2.7513 | 2.7664 | 11835.70 | 11836.70 | 1.00 | 1.42 | 1.42 | 1.42 | 85 | 177 |
| 3-Aug-12 | 14:15 | Fine | 003670 | 2.7502 | 2.7687 | 11836.70 | 11837.70 | 1.00 | 1.42 | 1.42 | 1.42 | 85 | 217 |
| 3-Aug-12 | 15:22 | Fine | 003669 | 2.7410 | 2.7559 | 11837.70 | 11838.70 | 1.00 | 1.42 | 1.42 | 1.42 | 85 | 175 |
| 9-Aug-12 | 8:48 | Fine | 003875 | 2.7176 | 2.7363 | 11891.64 | 11892.64 | 1.00 | 1.52 | 1.52 | 1.52 | 91 | 206 |
| 9-Aug-12 | 9:59 | Fine | 003882 | 2.7239 | 2.7430 | 11892.64 | 11893.64 | 1.00 | 1.52 | 1.52 | 1.52 | 91 | 210 |
| 9-Aug-12 | 13:00 | Fine | 003880 | 2.7174 | 2.7360 | 11893.64 | 11894.64 | 1.00 | 1.52 | 1.52 | 1.52 | 91 | 205 |
| 15-Aug-12 | 13:00 | Fine | 003209 | 2.7506 | 2.7680 | 11919.73 | 11920.73 | 1.00 | 1.61 | 1.61 | 1.61 | 96 | 181 |
| 15-Aug-12 | 14:08 | Fine | 003850 | 2.6980 | 2.7146 | 11920.73 | 11921.73 | 1.00 | 1.61 | 1.61 | 1.61 | 96 | 172 |
| 15-Aug-12 | 16:10 | Fine | 003848 | 2.7088 | 2.7287 | 11921.73 | 11922.73 | 1.00 | 1.56 | 1.56 | 1.56 | 93 | 213 |
| 21-Aug-12 | 8:17 | Sunny | 003657 | 2.7409 | 2.7541 | 11946.73 | 11947.73 | 1.00 | 1.56 | 1.56 | 1.56 | 94 | 141 |
| 21-Aug-12 | 9:20 | Sunny | 003190 | 2.7434 | 2.7532 | 11947.73 | 11948.73 | 1.00 | 1.66 | 1.66 | 1.66 | 100 | 98 |
| 21-Aug-12 | 10:22 | Sunny | 003200 | 2.7438 | 2.7568 | 11948.73 | 11949.73 | 1.00 | 1.66 | 1.66 | 1.66 | 100 | 131 |
| 27-Aug-12 | 8:10 | Fine | 003261 | 2.7855 | 2.8099 | 11973.73 | 11974.73 | 1.00 | 1.61 | 1.61 | 1.61 | 96 | 253 |
| 27-Aug-12 | 9:44 | Fine | 003853 | 2.7062 | 2.7303 | 11974.73 | 11975.73 | 1.00 | 1.61 | 1.61 | 1.61 | 96 | 250 |
| 27-Aug-12 | 16:15 | Fine | 004034 | 2.7773 | 2.8001 | 11975.73 | 11976.73 | 1.00 | 1.61 | 1.61 | 1.61 | 96 | 237 |



Location: CMA4a - SPCA

Report on 24-hour TSP monitoring

Action Level ($\mu\text{g}/\text{m}^3$) - 171.2
Limit Level ($\mu\text{g}/\text{m}^3$) - 260

| Date | Sampling Time | Weather Condition | Filter paper no. | Filter Weight, g | | Elapse Time, hr | | Sampling Time, hr | Flow Rate, m^3/min | | | Total Volume, m^3 | TSP Level, $\mu\text{g}/\text{m}^3$ |
|-----------|---------------|-------------------|------------------|------------------|--------|-----------------|----------|-------------------|------------------------------------|-----------------|---------|----------------------------|-------------------------------------|
| | | | | Initial | Final | Initial | Final | | Initial, Q_{si} | Final, Q_{sf} | Average | | |
| 27-Jul-12 | 8:00 | Cloudy | 003295 | 2.7852 | 2.8886 | 15310.13 | 15334.13 | 24.00 | 1.42 | 1.17 | 1.30 | 1872 | 55 |
| 2-Aug-12 | 8:00 | Fine | 003213 | 2.7491 | 3.0531 | 15337.13 | 15361.13 | 24.00 | 1.26 | 1.26 | 1.26 | 1814 | 168 |
| 8-Aug-12 | 8:00 | Fine | 003667 | 2.7354 | 2.9934 | 15364.13 | 15388.13 | 24.00 | 1.31 | 1.41 | 1.36 | 1960 | 132 |
| 14-Aug-12 | 8:00 | Fine | 003879 | 2.7165 | 2.8082 | 15391.12 | 15415.12 | 24.00 | 1.28 | 1.27 | 1.27 | 1835 | 50 |
| 20-Aug-12 | 8:00 | Sunny | 003846 | 2.7041 | 2.8378 | 15418.12 | 15442.12 | 24.00 | 1.28 | 1.28 | 1.28 | 1843 | 73 |
| 25-Aug-12 | 8:00 | Fine | 003186 | 2.7584 | 2.9702 | 15445.12 | 15469.12 | 24.00 | 1.27 | 1.27 | 1.27 | 1829 | 116 |

Report on 1-hour TSP monitoring

Action Level ($\mu\text{g}/\text{m}^3$) - 312.5
Limit Level ($\mu\text{g}/\text{m}^3$) - 500

| Date | Sampling Time | Weather Condition | Filter paper no. | Filter Weight, g | | Elapse Time, hr | | Sampling Time, hr | Flow Rate, m^3/min | | | Total Volume, m^3 | TSP Level, $\mu\text{g}/\text{m}^3$ |
|-----------|---------------|-------------------|------------------|------------------|--------|-----------------|----------|-------------------|------------------------------------|-----------------|---------|----------------------------|-------------------------------------|
| | | | | Initial | Final | Initial | Final | | Initial, Q_{si} | Final, Q_{sf} | Average | | |
| 28-Jul-12 | 13:28 | Fine | 003185 | 2.7517 | 2.7649 | 15334.13 | 15335.13 | 1.00 | 1.22 | 1.22 | 1.22 | 73 | 180 |
| 28-Jul-12 | 14:33 | Fine | 003189 | 2.7642 | 2.7752 | 15335.13 | 15336.13 | 1.00 | 1.22 | 1.22 | 1.22 | 73 | 150 |
| 28-Jul-12 | 15:36 | Fine | 003188 | 2.7547 | 2.7651 | 15336.13 | 15337.13 | 1.00 | 1.17 | 1.17 | 1.17 | 70 | 148 |
| 3-Aug-12 | 13:00 | Fine | 003672 | 2.7419 | 2.7650 | 15361.13 | 15362.13 | 1.00 | 1.41 | 1.41 | 1.41 | 85 | 273 |
| 3-Aug-12 | 14:04 | Fine | 003671 | 2.7718 | 2.7948 | 15362.13 | 15363.13 | 1.00 | 1.41 | 1.41 | 1.41 | 85 | 272 |
| 3-Aug-12 | 15:42 | Fine | 003668 | 2.7439 | 2.7661 | 15363.13 | 15364.13 | 1.00 | 1.41 | 1.41 | 1.41 | 85 | 263 |
| 9-Aug-12 | 8:38 | Fine | 003876 | 2.7286 | 2.7465 | 15388.12 | 15389.12 | 1.00 | 1.31 | 1.31 | 1.31 | 79 | 227 |
| 9-Aug-12 | 9:45 | Fine | 003651 | 2.7235 | 2.7409 | 15389.12 | 15390.12 | 1.00 | 1.31 | 1.31 | 1.31 | 79 | 221 |
| 9-Aug-12 | 10:49 | Fine | 003881 | 2.7154 | 2.7323 | 15390.12 | 15391.12 | 1.00 | 1.31 | 1.31 | 1.31 | 79 | 215 |
| 15-Aug-12 | 10:10 | Fine | 003208 | 2.7347 | 2.7437 | 15415.12 | 15416.12 | 1.00 | 1.17 | 1.22 | 1.20 | 72 | 125 |
| 15-Aug-12 | 13:00 | Fine | 003654 | 2.7354 | 2.7413 | 15416.12 | 15417.12 | 1.00 | 1.17 | 1.22 | 1.20 | 72 | 82 |
| 15-Aug-12 | 14:15 | Fine | 003849 | 2.6924 | 2.7037 | 15417.12 | 15418.12 | 1.00 | 1.27 | 1.27 | 1.27 | 76 | 148 |
| 21-Aug-12 | 8:30 | Sunny | 003659 | 2.7322 | 2.7424 | 15442.12 | 15443.12 | 1.00 | 1.22 | 1.22 | 1.22 | 73 | 139 |
| 21-Aug-12 | 9:32 | Sunny | 003660 | 2.7205 | 2.7305 | 15443.12 | 15444.12 | 1.00 | 1.22 | 1.22 | 1.22 | 73 | 136 |
| 21-Aug-12 | 10:34 | Sunny | 003187 | 2.7577 | 2.7686 | 15444.12 | 15445.12 | 1.00 | 1.22 | 1.22 | 1.22 | 73 | 148 |
| 27-Aug-12 | 8:23 | Fine | 003851 | 2.6891 | 2.7040 | 15469.12 | 15470.12 | 1.00 | 1.27 | 1.27 | 1.27 | 76 | 195 |
| 27-Aug-12 | 9:32 | Fine | 003852 | 2.7044 | 2.7235 | 15470.12 | 15471.12 | 1.00 | 1.27 | 1.27 | 1.27 | 76 | 250 |
| 27-Aug-12 | 10:30 | Fine | 003857 | 2.7033 | 2.7268 | 15471.12 | 15472.12 | 1.00 | 1.27 | 1.27 | 1.27 | 76 | 308 |



Location: CMA5a - Children Garden opposite to Pedestrian Plaza

Report on 24-hour TSP monitoring

Action Level ($\mu\text{g}/\text{m}^3$) - 181
Limit Level ($\mu\text{g}/\text{m}^3$) - 260

| Date | Sampling Time | Weather Condition | Filter paper no. | Filter Weight, g | | Elapse Time, hr | | Sampling Time, hr | Flow Rate, m^3/min | | | Total Volume, m^3 | TSP Level, $\mu\text{g}/\text{m}^3$ |
|-----------|---------------|-------------------|------------------|------------------|--------|-----------------|----------|-------------------|------------------------------------|-----------------|---------|----------------------------|-------------------------------------|
| | | | | Initial | Final | Initial | Final | | Initial, Q_{si} | Final, Q_{sf} | Average | | |
| 27-Jul-12 | 8:00 | Cloudy | 003680 | 2.7570 | 2.8610 | 16306.41 | 16330.41 | 24.00 | 1.46 | 1.46 | 1.46 | 2102 | 50 |
| 2-Aug-12 | 8:00 | Fine | 003366 | 2.7656 | 3.0904 | 16333.41 | 16357.41 | 24.00 | 1.45 | 1.45 | 1.45 | 2088 | 156 |
| 8-Aug-12 | 8:00 | Fine | 003883 | 2.7066 | 2.9698 | 16360.41 | 16384.41 | 24.00 | 1.45 | 1.45 | 1.45 | 2086 | 126 |
| 14-Aug-12 | 8:00 | Fine | 003870 | 2.7438 | 2.8657 | 16387.41 | 16411.41 | 24.00 | 1.46 | 1.45 | 1.46 | 2098 | 58 |
| 21-Aug-12 | 8:00 | Sunny | 003628 | 2.7194 | 2.8245 | 16423.03 | 16447.03 | 24.00 | 1.51 | 1.51 | 1.51 | 2174 | 48 |
| 25-Aug-12 | 8:00 | Fine | 004860 | 2.7528 | 2.9802 | 16447.03 | 16471.03 | 24.00 | 1.29 | 1.51 | 1.40 | 2016 | 113 |

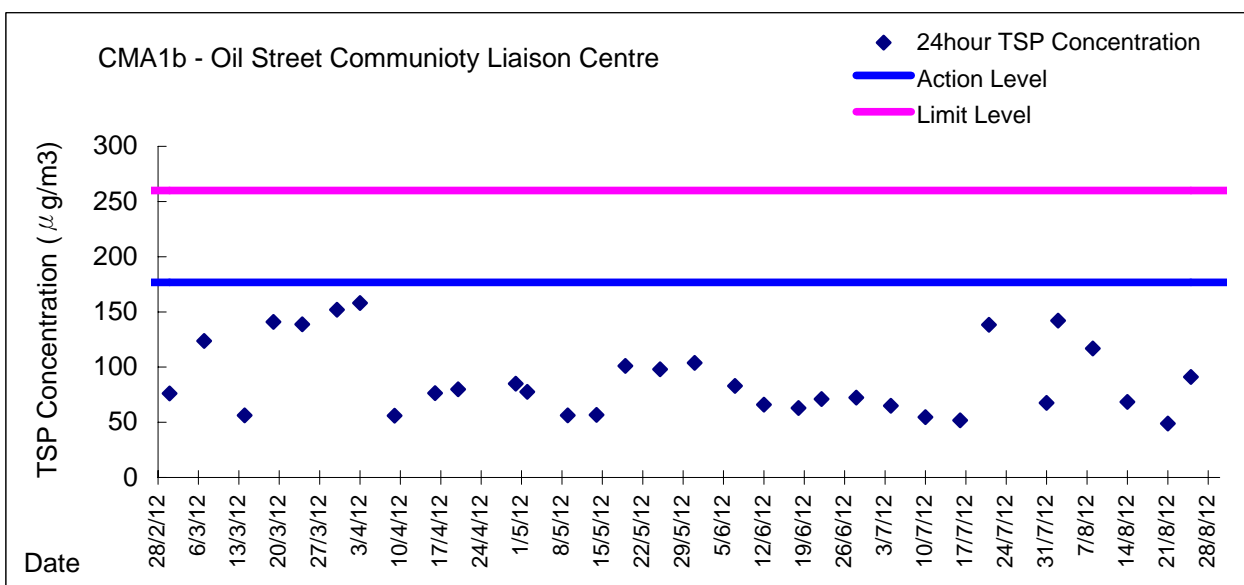
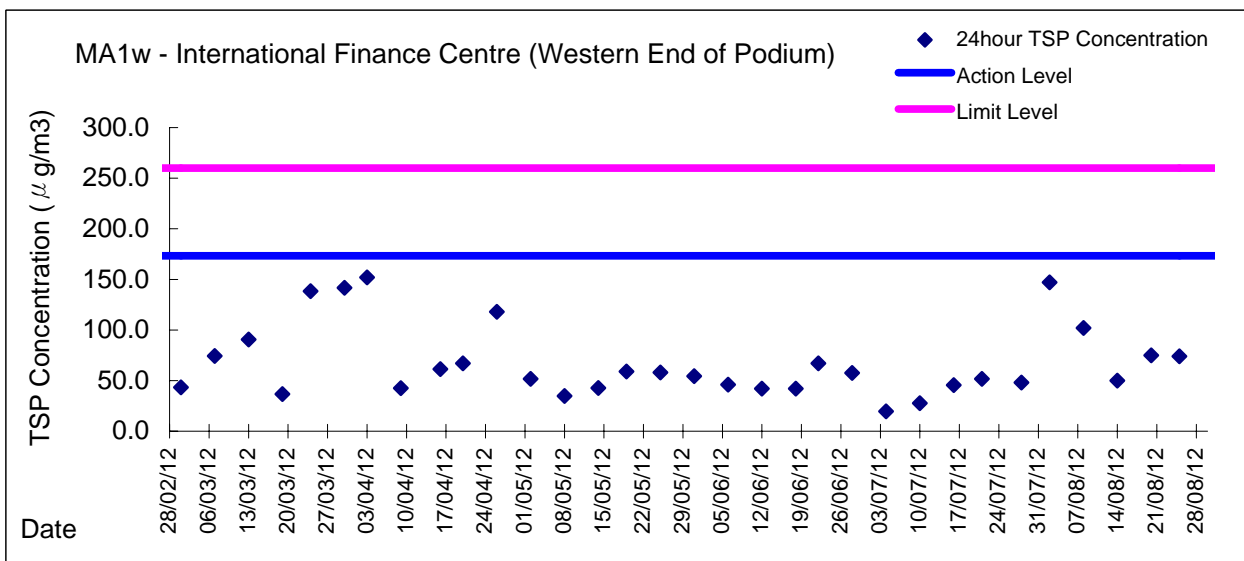
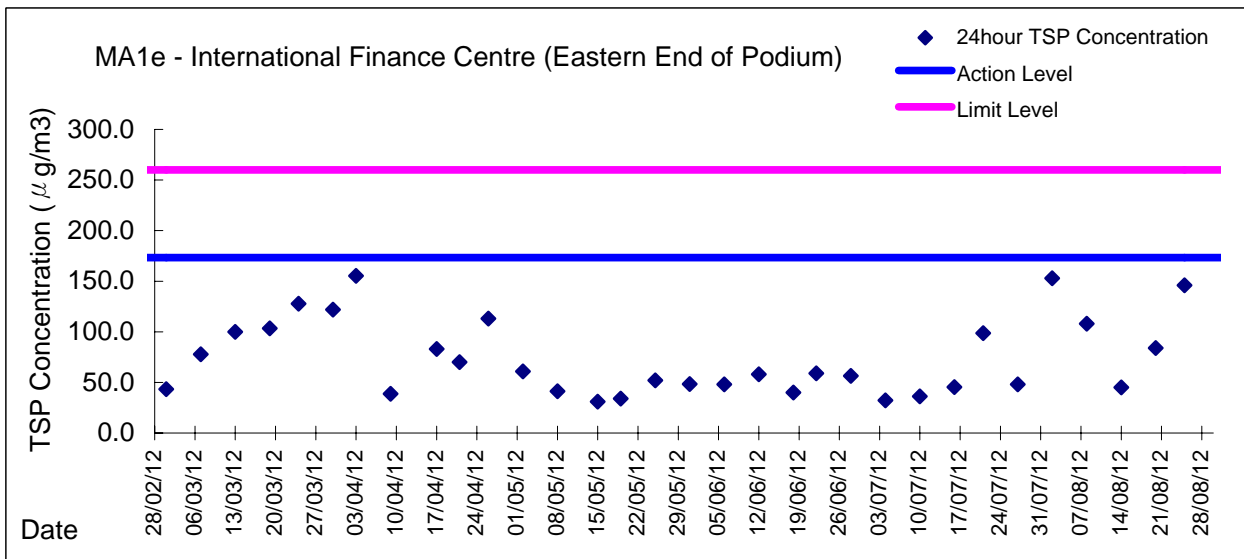
* Due to lack of electricity supply, the 24 hr-TSP was rescheduled from 20 Aug 12 to 21 Aug 12

Report on 1-hour TSP monitoring

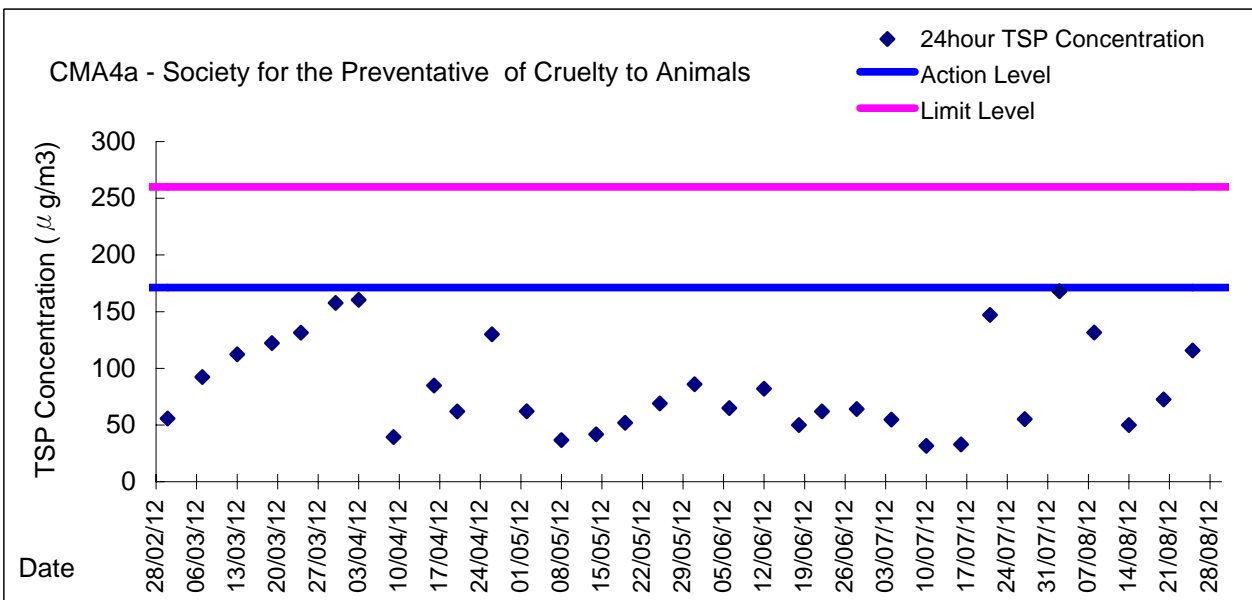
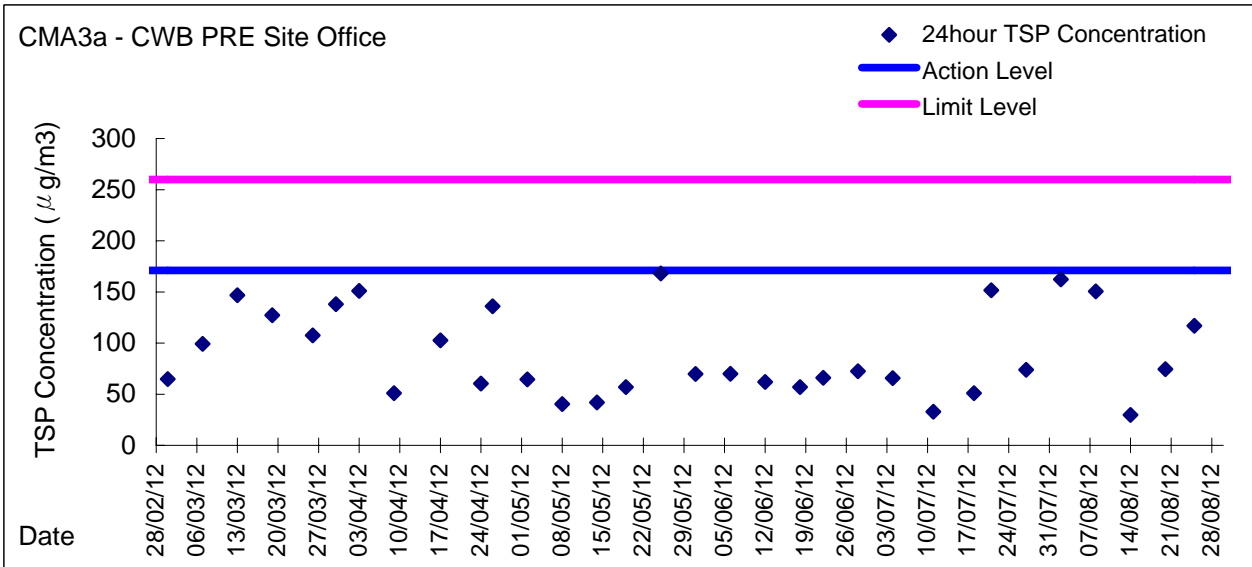
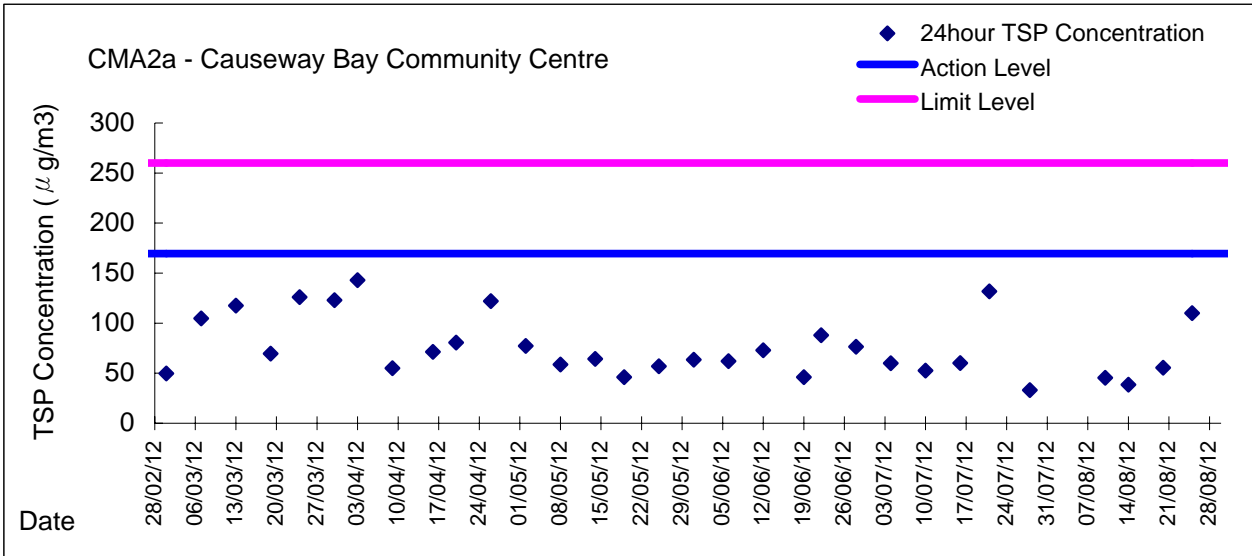
Action Level ($\mu\text{g}/\text{m}^3$) - 332
Limit Level ($\mu\text{g}/\text{m}^3$) - 500

| Date | Sampling Time | Weather Condition | Filter paper no. | Filter Weight, g | | Elapse Time, hr | | Sampling Time, hr | Flow Rate, m^3/min | | | Total Volume, m^3 | TSP Level, $\mu\text{g}/\text{m}^3$ |
|-----------|---------------|-------------------|------------------|------------------|--------|-----------------|----------|-------------------|------------------------------------|-----------------|---------|----------------------------|-------------------------------------|
| | | | | Initial | Final | Initial | Final | | Initial, Q_{si} | Final, Q_{sf} | Average | | |
| 28-Jul-12 | 11:00 | Fine | 003361 | 2.7494 | 2.7599 | 16330.41 | 16331.41 | 1.00 | 1.46 | 1.46 | 1.46 | 88 | 120 |
| 28-Jul-12 | 13:00 | Fine | 003363 | 2.7500 | 2.7597 | 16331.41 | 16332.41 | 1.00 | 1.46 | 1.46 | 1.46 | 88 | 111 |
| 28-Jul-12 | 14:45 | Fine | 003367 | 2.7586 | 2.7714 | 16332.41 | 16333.41 | 1.00 | 1.46 | 1.46 | 1.46 | 88 | 146 |
| 3-Aug-12 | 8:00 | Fine | 003890 | 2.7350 | 2.7578 | 16357.41 | 16358.41 | 1.00 | 1.45 | 1.45 | 1.45 | 87 | 263 |
| 3-Aug-12 | 9:02 | Fine | 003885 | 2.7214 | 2.7446 | 16358.41 | 16359.41 | 1.00 | 1.45 | 1.45 | 1.45 | 87 | 267 |
| 3-Aug-12 | 10:04 | Fine | 003888 | 2.7232 | 2.7471 | 16359.41 | 16360.41 | 1.00 | 1.45 | 1.45 | 1.45 | 87 | 275 |
| 9-Aug-12 | 8:15 | Fine | 003874 | 2.7230 | 2.7446 | 16384.41 | 16385.41 | 1.00 | 1.45 | 1.40 | 1.42 | 85 | 253 |
| 9-Aug-12 | 9:29 | Fine | 003873 | 2.7228 | 2.7376 | 16386.41 | 16387.41 | 1.00 | 1.26 | 1.29 | 1.28 | 77 | 193 |
| 9-Aug-12 | 10:31 | Fine | 003872 | 2.7132 | 2.7323 | 16385.41 | 16386.41 | 1.00 | 1.45 | 1.45 | 1.45 | 87 | 220 |
| 15-Aug-12 | 10:00 | Fine | 003634 | 2.7315 | 2.7406 | 16411.41 | 16412.41 | 1.00 | 1.45 | 1.45 | 1.45 | 87 | 104 |
| 15-Aug-12 | 13:00 | Fine | 003631 | 2.7446 | 2.7545 | 16413.41 | 16414.41 | 1.00 | 1.40 | 1.45 | 1.43 | 86 | 116 |
| 15-Aug-12 | 17:00 | Fine | 003632 | 2.7155 | 2.7290 | 16412.41 | 16413.41 | 1.00 | 1.29 | 1.29 | 1.29 | 78 | 174 |
| 21-Aug-12 | 8:45 | Sunny | 004033 | 2.8142 | 2.8222 | 16420.02 | 16421.02 | 1.00 | 1.51 | 1.51 | 1.51 | 91 | 88 |
| 21-Aug-12 | 9:50 | Sunny | 002952 | 2.7643 | 2.7753 | 16422.02 | 16423.02 | 1.00 | 1.51 | 1.51 | 1.51 | 91 | 121 |
| 21-Aug-12 | 10:55 | Sunny | 004031 | 2.8084 | 2.8152 | 16421.02 | 16422.02 | 1.00 | 1.35 | 1.35 | 1.35 | 81 | 84 |
| 27-Aug-12 | 9:05 | Fine | 003627 | 2.7329 | 2.7586 | 16472.22 | 16473.22 | 1.00 | 1.45 | 1.45 | 1.45 | 87 | 295 |
| 27-Aug-12 | 10:50 | Fine | 003626 | 2.7334 | 2.7568 | 16474.22 | 16475.22 | 1.00 | 1.45 | 1.45 | 1.45 | 87 | 268 |
| 27-Aug-12 | 15:30 | Fine | 003622 | 2.7482 | 2.7766 | 16473.22 | 16474.22 | 1.00 | 1.45 | 1.45 | 1.45 | 87 | 326 |

Graphic Presentation of 24 hour TSP Result

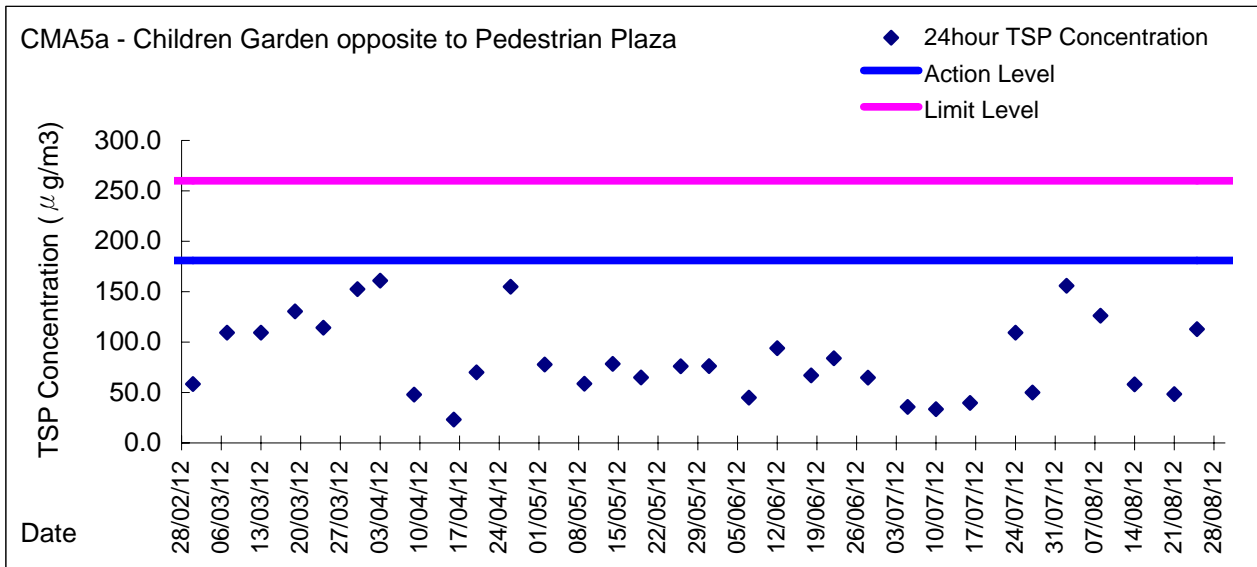


Graphic Presentation of 24 hour TSP Result

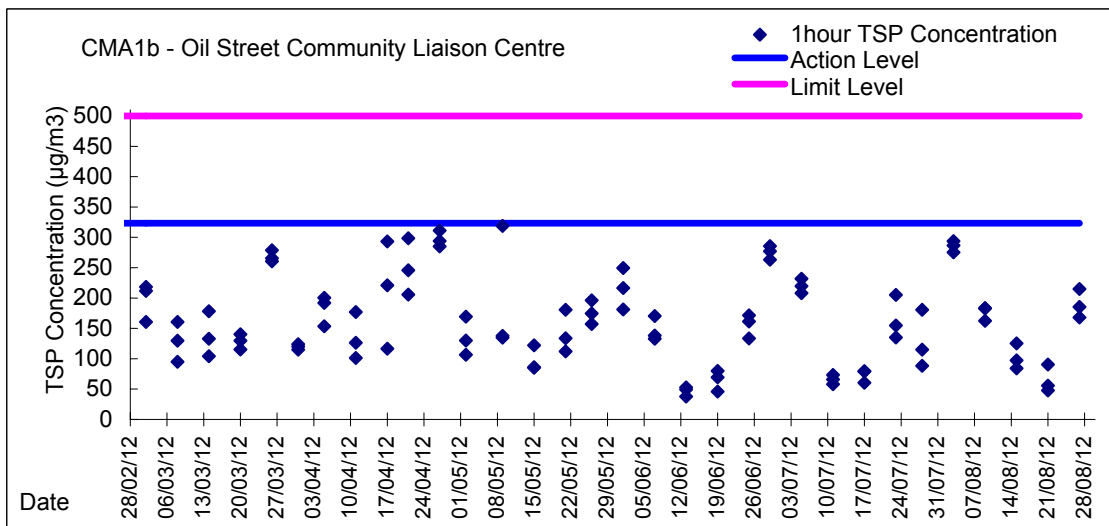
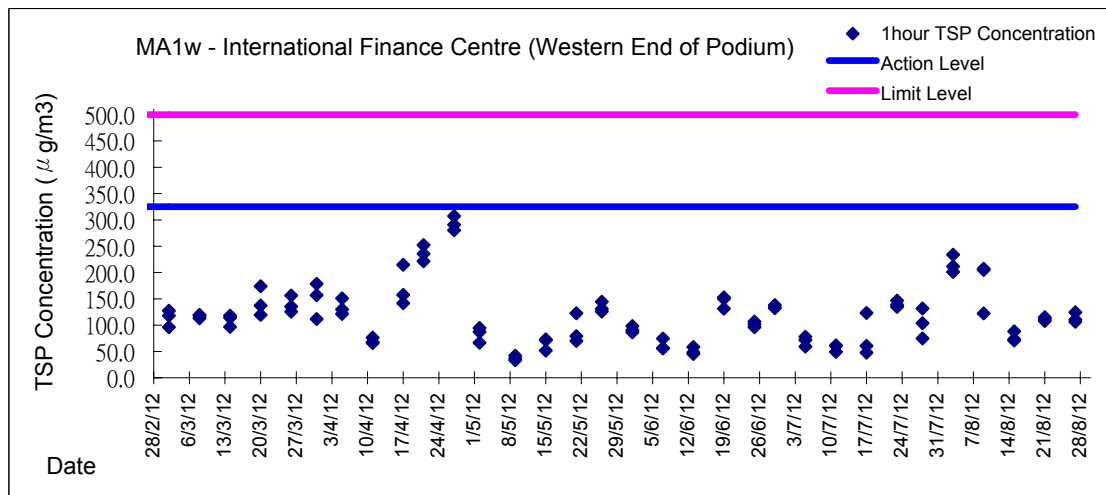
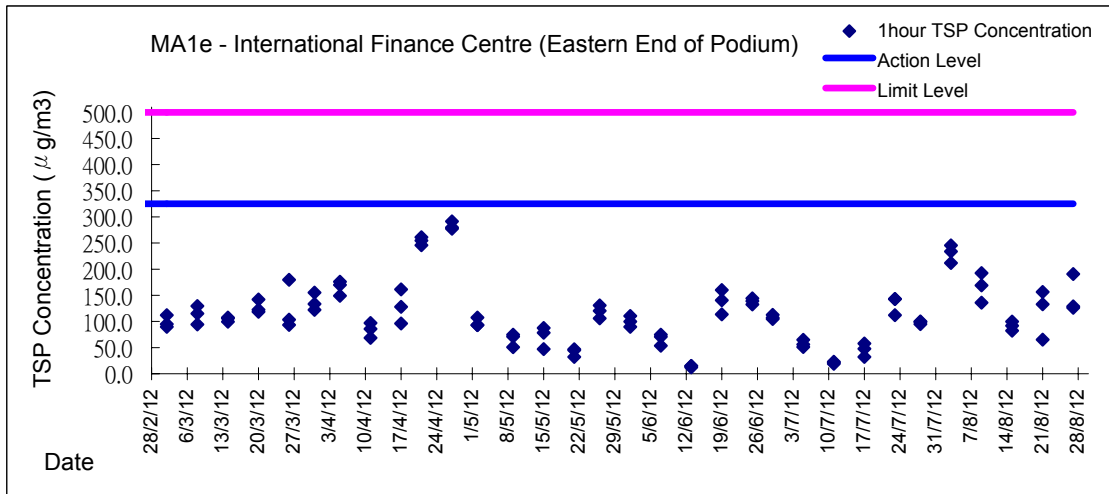




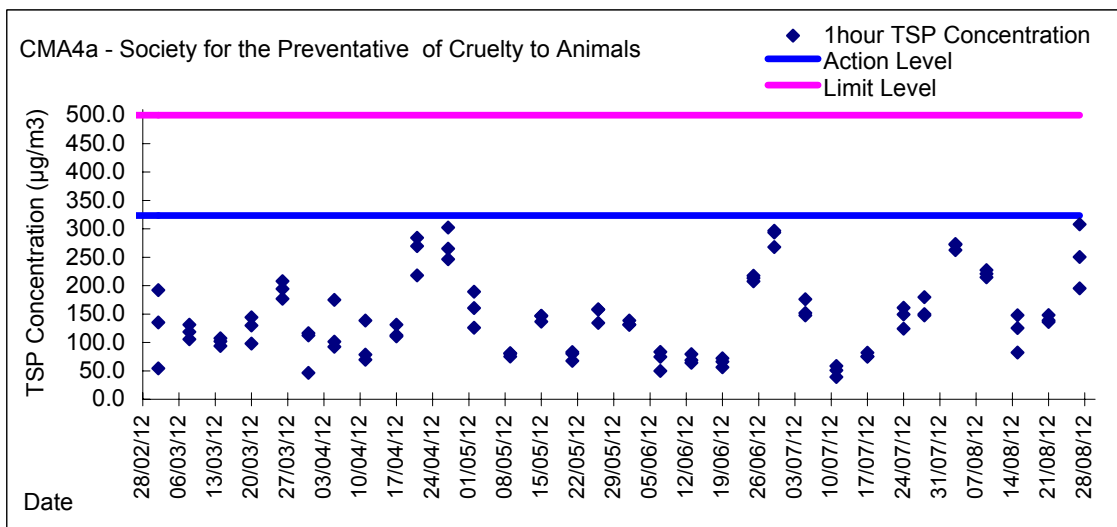
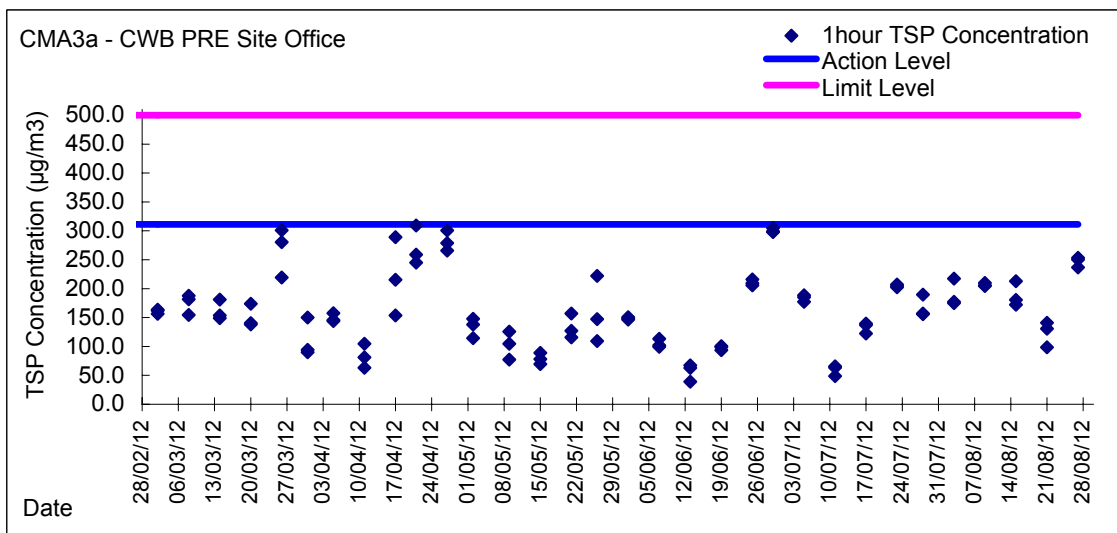
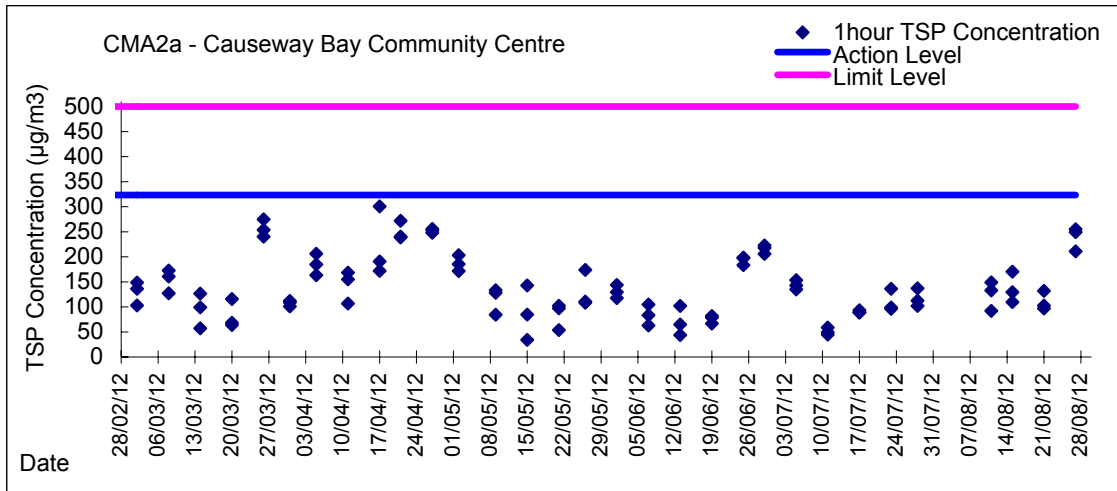
Graphic Presentation of 24 hour TSP Result



Graphic Presentation of 1 hour TSP Result



Graphic Presentation of 1 hour TSP Result



Graphic Presentation of 1 hour TSP Result

